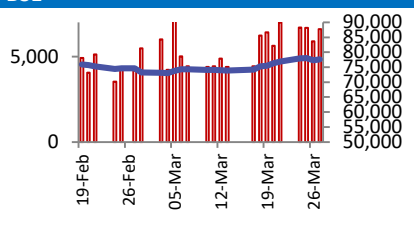
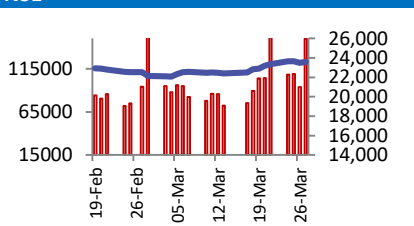


BSE		NSE																													
	<table border="1"> <tr><td>Open</td><td>77087</td></tr> <tr><td>High</td><td>77747</td></tr> <tr><td>Low</td><td>77083</td></tr> <tr><td>Close</td><td>77606</td></tr> <tr><td>Change</td><td>318</td></tr> <tr><td>Volume (Lacs)</td><td>8752</td></tr> <tr><td>Turnover (Rs.inCr)</td><td>6609</td></tr> </table>	Open	77087	High	77747	Low	77083	Close	77606	Change	318	Volume (Lacs)	8752	Turnover (Rs.inCr)	6609		<table border="1"> <tr><td>Open</td><td>23434</td></tr> <tr><td>High</td><td>23646</td></tr> <tr><td>Low</td><td>23412</td></tr> <tr><td>Close</td><td>23592</td></tr> <tr><td>Change</td><td>105</td></tr> <tr><td>Volume(Lacs)</td><td>61654</td></tr> <tr><td>Turnover(Rs.in Cr)</td><td>149837</td></tr> </table>	Open	23434	High	23646	Low	23412	Close	23592	Change	105	Volume(Lacs)	61654	Turnover(Rs.in Cr)	149837
Open	77087																														
High	77747																														
Low	77083																														
Close	77606																														
Change	318																														
Volume (Lacs)	8752																														
Turnover (Rs.inCr)	6609																														
Open	23434																														
High	23646																														
Low	23412																														
Close	23592																														
Change	105																														
Volume(Lacs)	61654																														
Turnover(Rs.in Cr)	149837																														

World Markets	Current	Previous	Pt. Chg	Var(%)
Dow	42300	42455	(155)	-0.4%
Dow Futures	42632	42602	30	0.1%
Nasdaq	17804	17899	(95)	-0.5%
FTSE	8666	8690	(23)	-0.3%
Nikkei	37012	37800	(788)	-2.1%
Hang Seng	23398	23579	(181)	-0.8%
Gift Nifty	23752	23753	(2)	0.0%
Straits Singapore	3987	3982	6	0.1%
South Korea	2560	2607	(48)	-1.8%
Taiwan	21582	21952	(370)	-1.7%
Shanghai	3359	3374	(15)	-0.4%

Commodity Prices	Current	Previous	Pt. Chg	Var(%)
Copper (\$/MT)	9847	9927	(81)	-0.8%
Alumin (\$/MT)	2563	2607	(45)	-1.7%
Zinc (\$/MT)	2900	2956	(57)	-1.9%
Brent Crude (\$/bbl)	74	74	0	0.0%
Gold (\$/Ounce)	3071	3057	14	0.5%
Silver (\$/Ounce)	34	34	(0)	-0.4%
Light Crude (\$/bbl)	70	70	0	0.0%
N G (\$/mmbtu)	4	4	(0)	-0.4%
Sugar (\$/MT)	527	531	(4)	-0.7%
Rubber (Rs./kg)	206	205	1	0.5%
Baltic Dry Index	1621	1634	(13)	-0.8%

Currency Exchange Rate	Current	Previous	Var(%)
Rs./ \$ rate	85.79	85.72	0.08%
Rs./ Euro	92.42	92.53	-0.12%
Rs./Chinese Yuan	11.81	11.80	0.07%
Yen / \$ rate	150.76	151.05	-0.19%
\$ US/Euro	1.08	1.08	-0.05%

Dollar Index	Current	Previous	Var(%)
Dollar Index	104.09	104.09	0.00%

Support/ Resistance Levels for Today		
	Nifty	Bank Nifty Fut
Support 1	23500	51270
Support 2	23440	51000
Resistance	23670	51840

Securities in Ban For Trade
NIL

### Market Review

**US:** Wall Street seesawed between marginal gains and losses on Thursday, as investors grappled with President Donald Trump's latest trade gambit that sent auto stocks into a tailspin, all while digesting a myriad of economic data.

**Asia:** Asian shares fell Friday, mirroring US equities, as concerns about the upcoming 'reciprocal tariffs' and a widening trade war overshadowed data showing that the US economy grew faster than estimated.

**India:** Indian benchmark indices ended nearly half a percent higher each on March derivatives series expiry day. Bulls dominated the trading session, erasing early weakness over US automotive tariffs, with Nifty 50 index ending near 23,600 on across-the-board buying, barring auto and pharma names. **Market is expected to open on a flattish note and likely to witness range bound move during the day.**

**Global Economy:** U.S. corporate profits surged to a record high in the Q4 amid strong demand and pricing power, but an uncertain economic outlook due to tariffs is creating a challenging environment for businesses that economists say could force companies to lay off workers to protect margins. The report from the Commerce Department also showed the economy grew at a slightly more solid clip last quarter than previously estimated, driven by preemptive buying of big-ticket items like motor vehicles ahead of import duties.

Weekly Natural Gas Storage report from Energy Information Administration, showing a match with the forecasted change in the amount of natural gas held in underground storage. The actual number came in at 37 billion cubic feet (Bcf), in line with the predicted figures. The data suggests that the demand for natural gas has been accurately predicted by market analysts, and there was no unexpected surge or decline in demand.

Italy is concerned but not "terrified" of any new tariffs the United States could impose on wine, the country's agriculture minister said on Thursday, adding he hoped diplomatic efforts could avert damage to a key industry. Trump has threatened to impose a 200% tariff on wine, cognac and other alcohol imports from Europe, that has raised recession fears.

**Commodities:** Oil prices were little changed in Asian trading on Friday as investors braced for U.S. reciprocal tariffs starting next week, though they remained near a one-month high and headed for a third consecutive weekly gain amid concerns of a tightening supply.

Gold rose to a record as concerns about a widening trade war remained front of mind for investors, after President Donald Trump pushed ahead with US tariffs on all auto imports.

**Currency:** The dollar was headed for a steady week on Friday and a quarterly loss next week as concern about tariffs slowing U.S. growth has pushed down U.S. yields, stocks and the currency.

**FII Derivative Transactions (Rs. Cr)**

Contracts	Purchase		Sell		Net	Open Interest (OI)		OI (Previous day)		Change	
	Contract	Value	Contract	Value	Value	Contract	Value	Contract	Value	Contract	Value
Index Future	53225	8951	48337	8112	839	150663	24904	254955	42210	(104292)	(17306)
Index Option	28182243	4634748	28292521	4654697	(19949)	1355030	234832	4103289	691890	(2748259)	(457058)
Stock Future	926486	54729	902185	52241	2488	5601885	343900	5819248	354740	(217363)	(10840)
Stock Option	571339	35059	580700	35665	(606)	337591	19907	1645139	97889	(1307548)	(77982)
<b>Total</b>	<b>29733293</b>	<b>4733487</b>	<b>29823743</b>	<b>4750715</b>	<b>(17228)</b>	<b>7445169</b>	<b>623543</b>	<b>11822631</b>	<b>1186729</b>	<b>(4377462)</b>	<b>(563186)</b>

FII All Activity-BBG (Rs Cr)	Buy	Sell	Net
20-Mar-25	16341	13160	3182
21-Mar-25	46532	41269	5263
24-Mar-25	18530	12325	6206
25-Mar-25	19057	13358	5699
26-Mar-25	14453	11995	2458
<b>Month to date- Mar</b>	<b>270235</b>	<b>270303</b>	<b>(68)</b>
FII (Prov.) (Rs Cr)	Buy	Sell	Net
21-Mar-25	49893	42422	7470
24-Mar-25	15778	12722	3056
25-Mar-25	19066	13695	5372
26-Mar-25	14316	12076	2241
27-Mar-25	0	0	0
<b>Month to date-Mar</b>	<b>253163</b>	<b>257908</b>	<b>(4744)</b>
DII (Prov.) (Rs. Cr)	Buy	Sell	Net
21-Mar-25	18879	22081	(3202)
24-Mar-25	12879	12781	99
25-Mar-25	11693	14462	(2769)
26-Mar-25	12416	13113	(696)
27-Mar-25	0	0	0
<b>Month to date-Mar</b>	<b>218018</b>	<b>190596</b>	<b>27421</b>
FII Debt - BBG (Rs. Cr)	Buy	Sell	Net
20-Mar-25	5344	1936	3408
21-Mar-25	4556	2972	1584
24-Mar-25	3357	2026	1331
25-Mar-25	3992	4632	(640)
26-Mar-25	4740	6688	(1948)
<b>Month to date- Mar</b>	<b>67540</b>	<b>41734</b>	<b>25478</b>

Market Breadth	BSE		NSE	
	No.	%	No.	%
Advance	1638	40%	1342	46%
Decline	2410	58%	1563	53%
Unchanged	84	2%	42	1%

Market Turnover	27-Mar	26-Mar	Var (%)
BSE Cash	6609	5888	12%
NSE Cash	149837	93604	60%
NSE Futures	291775	312673	-7%
NSE Options	54308830	26341597	106%
Total (Rs.Cr)	54757051	26753762	105%

Volatility Index	27-Mar	26-Mar
Volatility Index	13.30	13.47

Index PE - TTM	27-Mar	Yr. High	Yr. Low
Sensex	21.6	25.7	20.3
Nifty	21.0	24.4	19.6

**Corporate News**

**Asian Paints hikes capex for new Dahej manufacturing plant to ₹3,250 cr**

Asian Paints Limited has approved an additional capital expenditure of ₹690 cr for its upcoming manufacturing facility in Dahej, Gujarat. This raises the total project cost to ₹3,250 cr, up from the initially estimated ₹2,560 cr. (CNBC)

**HAL revises Tejas Mk1 contract to ₹6,542 cr amid delay and production hurdles**

HAL has amended its contract with the IAF for the production of Light Combat Aircraft (LCA) Tejas Mk1 FOC fighter jets, increasing the deal's value from Rs 5,989.39 cr to Rs 6,542.20 cr. Meanwhile, American defence giant GE Aerospace has delivered the first of 99 F404-IN20 engines to HAL, marking a significant milestone in the Tejas programme. (ET)

**Bharat Electronics Secures Orders worth Rs 1,385 Cr in Last Two Weeks**

BEL has secured orders worth Rs 1,385 cr since March 12, taking the total value of accumulated orders to Rs 18,415 cr in the current financial year. The public sector undertaking's major orders include radar spares, radar upgradation, electronic voting machines, simulators, advanced land navigation system and stabiliser for tanks, fire control system for ship-based decoys and communication equipment (NDTV)

**Economy**

**Centre to borrow Rs 8 lk cr in 1st half of FY26 through dated papers**

The Centre will borrow ₹8 lakh cr via dated securities in the first half of the next FY to fund its revenue gap. This amount includes ₹10,000 cr through sovereign green bonds. The borrowing consists of various tenures, with weekly tranches and options to retain additional subscriptions to help stabilize financing without disrupting the bond market. (ET)

**Govt approves procurement of 37.39 lakh tons of gram, lentils for 2025 rabi season**

The government has approved the procurement of 37.39 lakh tonnes of gram, lentils, and 28.28 lakh tonnes of mustard for the 2025 rabi season, through Nafed and NCCF under the Price Support Scheme. (ET)

**International**

**Star Entertainment's Sydney casino licence suspension extended till September**

Australian embattled casino operator Star Entertainment said that its casino licence for Star Sydney will remain suspended until at least September 30, as advised by the New South Wales Independent Casino Commission (NICC). (Inv)

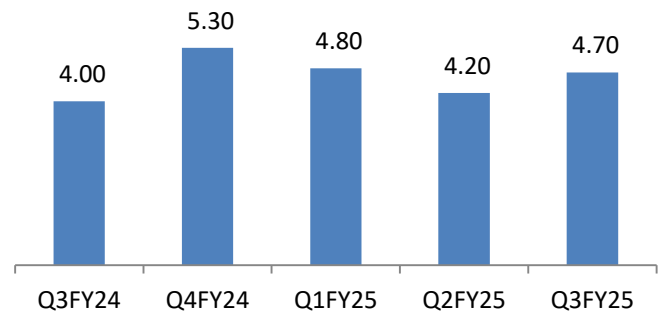
Top 5 Nifty Gainers	27-Mar	26-Mar	Var(%)
HEROMOTOCO	3772	3646	3.5%
BAJAJFINSV	2006	1943	3.2%
INDUSINDBK	674	655	2.8%
ADANIENT	2363	2313	2.2%
HDFCLIFE	682	668	2.0%
Top 5 Nifty Losers	27-Mar	26-Mar	Var(%)
TATAMOTORS	669	708	-5.6%
SUNPHARMA	1731	1759	-1.6%
EICHERMOT	5346	5403	-1.1%
BHARTIARTL	1725	1739	-0.8%
KOTAKBANK	2129	2145	-0.8%

BSE Index Watch	Last	1 day	1 wk	1 mth	1 yr
SENSEX	77606	0.4%	1.6%	6.0%	5.4%
MIDCAP	41817	0.5%	1.1%	8.4%	6.3%
SMLCAP	46804	0.9%	1.0%	8.6%	8.4%
AUTO	48221	-1.0%	-0.7%	5.1%	-1.9%
BANKEK	59329	0.7%	3.2%	8.2%	10.9%
Capital Goods	62817	0.5%	2.5%	13.7%	3.1%
FMCG	19318	0.6%	0.7%	5.1%	0.0%
Health Care	41470	0.1%	0.0%	8.5%	18.3%
IT	36773	0.4%	1.9%	0.3%	3.2%
METAL	30959	0.5%	-1.1%	10.6%	9.8%
Oil & Gas	25054	1.3%	2.1%	11.0%	-9.4%
Power	6653	1.2%	2.7%	15.4%	-0.7%
Realty	6698	1.4%	0.9%	8.2%	-5.8%

NSE USD Futures	27-Mar	26-Mar	Var (%)
Mar Expiry (Rs./\$)	84.88	85.87	-1.2%
Apr Expiry (Rs./\$)	87.00	86.26	0.9%
Total Turnover (Rs. Crore)	2528	10044	-75%

Sectors	TTM PE
Auto	29.19
Auto Ancillary	39.47
Banking	13.22
Engineering	46.02
Cement	70.49
Diamonds & Jewellery	45.54
Housing Finance	24.61
Infrastructure & Const	28.85
Metals-Aluminium	26.16
Metal – Steel	17.71
Oil Expl.	8.71
Pharma	9.16
Power – Gen. Supp.	39.39
Information Tech.	28.04
Sugar	17.83
Telecom Serv. Prov.	44.95
Tyres	27.65

**Nuvoco Cement Volume in MnT** (Source: Company Data)



10 year G-Sec Yield	Current	Previous	Change
US	4.34%	4.36%	(2) bps
Japan	1.58%	1.59%	(1) bps
India	6.60%	6.60%	0 bps
UK	4.78%	4.73%	6 bps
Libor 3 Mths	4.85%	4.85%	(0) bps

Indian Eco Data	Current	Previous	Var(%)
Forex Reserve (US\$ in bn)	654	654	0.0%
Inflation - WPI	2.38%	2.31%	7 bps
Inflation - CPI	3.61%	4.26%	(65) bps

India GDP	Q3FY25	Q2FY25	Var(%)
Growth	6.15%	5.58%	57 bps

Monetary Policy	Current	Previous	Change
Repo Rate	6.25%	6.50%	(25) bps
Reverse Repo Rate	3.35%	3.35%	0 bps
CRR	4.00%	4.00%	0 bps
O/S Banking System Liquidity (Rs bn)	-201	-1368	1167.3

IIP Growth %	Jan-25	Jan-24	Apr-Feb
IIP	5.0	4.2	4.2
Capital Goods	7.8	3.2	5.4
Mining	5.5	3.6	4.1
Manufacturing	2.4	5.6	5.2
Electricity	4.4	6.0	3.3

ADR Price Movement

Company	Price (US\$)	Volume	Previous Day Price	Volume	Variance (%)	No. of Share Per ADR	ADR Price (Rs.)	BSE Price	Variance (%)
Infosys Tech	18.67	6249534	18.66	7391127	0.05%	1	1601.63	1603.55	-0.1%
Wipro	3.13	5122381	3.10	5744198	0.97%	1	268.51	272.20	-1.4%
Dr.Reddy's	13.27	3053430	13.29	2532976	-0.15%	1	1138.38	1162.20	-2.0%
ICICI Bank	31.31	4650332	31.40	3055953	-0.29%	2	1342.98	1336.65	0.5%
HDFC Bank	66.85	5053766	65.90	3143215	1.44%	3	1911.60	1825.35	4.7%

GDR's (US\$)

	Prices	Prev. Close	Change	Var %
L&T	40.70	40.20	0.5	1.2%
RIL	59.60	59.20	0.4	0.7%
SBI	90.50	88.80	1.7	1.9%

US Economy Data	Current	Previous
Inflation (%) (YoY)	2.80%	3.00%
Unemployment (%)	4.00%	4.10%

Interest Rate (%)	Current	Previous
Fed Rate	4.50%	4.50%

US GDP	Q4CY24	Q3CY24
Growth (QoQ Annualized)	2.40%	3.10%

China Economy Data	Current	Previous
GDP	5.40%	4.60%
Inflation – CPI (%)	-0.70%	0.50%

Economic Calendar

	Date
Indian GDP Data	30 May
Indian Inflation Data CPI	14 Apr
Indian Inflation Data WPI	15 Apr
Indian Monetary Policy	09 Apr
India's Industrial Production (IIP)	28 Apr
US Inflation Data	10 Apr
US GDP	To be Announced
US Unemployment Data	04 Apr
US Fed Rate	07 May
China GDP	16 Apr
China Inflation Data	10 Apr

Event Update

Name	Date	Purpose
Kama Holdings Ltd.	28/03/25	Second Interim Dividend
KBC Global Ltd.	28/03/25	Bonus issue

**Bulk Deal As On 27/03/25**

**BSE**

Security Code	Security Name	Client Name	Deal	Quantity	Price
543499	ACHYUT	FLYONTRIP SERVICES PRIVATE LIMITED	S	1228500	3.15
543499	ACHYUT	FLYONTRIP SERVICES PRIVATE LIMITED .	S	1543500	3.15
543499	ACHYUT	KHODEEAR ENTERPRISE LLP LLP	B	3087000	3.15
530043	ACKNIT	AKHIL JALAN HUF	S	17000	225.25
530043	ACKNIT	ANISHA NIKHIL JALAN	S	17000	225.1
530043	ACKNIT	GOURISHANKAR JALAN(HUF)	S	17000	225
530043	ACKNIT	KAMAL KUMAR JALAN ( HUF)	S	17000	225
530043	ACKNIT	NIKHIL JALAN HUF	S	17000	225.25
530043	ACKNIT	SHRI KRISHAN SARAF	B	107000	225.14
530043	ACKNIT	SONAL AKHIL JALAN	S	17000	225.25
544169	AMKAY	RAJSHRI CHOUDHARY	S	44000	36.41
513642	AXELPOLY	CHIRAG ASHOK MEHTA	S	107000	34
513642	AXELPOLY	TEJAL PARAG DATTANI	B	114971	33.99
524516	BACPHAR	HIMAXI RAKESHBHAI PATEL	B	50000	41.96
524516	BACPHAR	SANMITRA COMMERCIAL LTD.	S	36000	42
524663	BIBCL	ARVINDBHAI JETHABHAI MORI	B	300000	20.25
524663	BIBCL	PRIYA MANAVADARIYA	S	300000	20.25
531900	CCLINTER	RAMA GUPTA	B	210000	23.75
531900	CCLINTER	TANVI FINCAP PRIVATE LIMITED	S	210000	23.75
531099	CHECKPOINT	CHARU MEHRA	B	32000	12.88
531099	CHECKPOINT	PRATIKKUMARSURESHKUMARJAIN	S	40401	12.88
543843	COMMAND	EMERALD COMMERCIAL LIMITED	B	60000	39.71
543843	COMMAND	SARLA BHARAT BAGRI	S	112000	39.71
523232	CONTPTR	PRATEEK CHAUDHARY	B	30000	131.75
540204	EIKO	2B BLACK BIO LLP	S	137000	51.67
540204	EIKO	SIDDHANT LAXMIKANT KABRA	B	130000	51.65
531144	ELFORGE	NARAYANASWAMI JAYAKUMAR	S	289735	20.25
531144	ELFORGE	NEW BERRY ADVISORS LTD	B	190000	20.25
539533	ELITECON	MULTITUDE GROWTH FUNDS LIMITED	S	7500	317.5
537707	ETT	YASHVI BHAVESHKUMAR SHAH	B	194710	12.8
543500	EVOQ	PRADEEP JHUNJHUNWALA	B	140000	2.57
539032	FRASER	KEVALKUMAR HARSHADRAI SANGHAVI	B	50000	9.4
530197	FUNDEVISER	DAXESHKUMAR NAGINDAS SANGHVI	S	32300	143.74
530197	FUNDEVISER	VINUBHAI NANJIBHAI VEKARIA	B	27000	144.49
539041	GANVERSE	ASHIKA BUSINESS PRIVATE LIMITED	B	167500	26.7
539041	GANVERSE	ASHIKA GLOBAL FINANCE PRIVATE LIMITED .	S	167500	26.7
526967	HEERAISP	DIVYA ASOPA	B	42417	5.5
539449	IGCIL	DHANANJAY RAMESH SHAH	B	225000	6.35
539449	IGCIL	DHANANJAY RAMESH SHAH HUF	S	225000	6.35
540134	IISL	KRISHNA TRADE FINANCE	S	117090	5.17
524458	INDOEURO	CHIRAG RAMESH SHAH	B	97000	9.48
524458	INDOEURO	HARENDRA CHAGANLAL BHANSALI	S	47000	9.47
524458	INDOEURO	RAJESH CHHAGANLAL BHANSALI	S	48835	9.49
526445	INDRANIB	LRSD SECURITIES PRIVATE LIMITED	B	250000	14.82
524614	INDXTRA	GRID TRADING PRIVATE LIMITED	B	670174	4.72
524614	INDXTRA	RAJESHBHAI KANTILAL SHAH	S	955299	4.72
524614	INDXTRA	SURAJ GARG	B	1038000	4.72

524614	INDXTRA	VIKRAMKUMARDEVICHANDJAIN	S	680000	4.72
541083	INFLAME	KAJOL BHATIA	B	40250	182.82
541083	INFLAME	SUNIL BHATIA	S	40250	182.82
513361	ISWL	KHAMGAON LAND DEVELOPMENT AND TRADING COMPANY PRIVATE LIMITED	S	3000000	5.11
544160	JAYKAILASH	SHIVAAY TRADING COMPANY	S	28800	48.47
543286	JETMALL	RAJESH KUMAR JAIN S	S	36000	8
538834	JMJFIN	PRATIBHA D SHAH	S	100000	24
530547	KENFIN	NANDKISHORE MOBICHAND BHANDARI HUF	B	19600	13.91
544073	MCPL	ALLINA QURESHI	B	250000	146.76
544073	MCPL	MOHAMMAD ASHRAF QURESHI	S	296000	146.83
540519	MEERA	LALITKUMAR MANIKCHAND DAGA	B	60000	57
526251	MIDEASTP	KAILASBAHEN JAYANTILAL SONI	B	26005	15.79
500277	MIDINDIA	HIMMAT FINLEASE PRIVATE LIMITED	S	157928	8.1
500277	MIDINDIA	PAREKH SHREYA	B	157928	8.1
541337	MILEFUR	AMIT MAMODIA	B	69000	4.54
541337	MILEFUR	POOJA MAMODIA	S	69000	4.54
526143	MPL	RAJ KUMAR KHOSLA	S	90000	9.15
526143	MPL	SONA KHOSLA	B	130000	9.16
540809	MRCAGRO	KIRAN KUMAR KANTIBHAI SHETH	B	131600	12.13
540809	MRCAGRO	VIJAY RADHAVINOD AGRAWAL	S	105029	11.99
544373	NAPSGLOBAL	NEO APEX VENTURE LLP	B	25600	51.05
544373	NAPSGLOBAL	NEO APEX VENTURE LLP	S	6400	50.83
539016	NEIL	BEELINE CONSULTANCY SERVICES PRIVATE LIMITED	S	160675	9.6
539016	NEIL	PRABHAT FINANCIAL SERVICES LIMITED	S	133367	9.59
531512	ORIENTTR	MONEY MANAGERS	B	100000	22.78
526490	PRATIK	NEHUL RAMESH VORA	S	373700	5.97
531257	PRATIKSH	DHARA RONAK BHUT	B	151000	17.4
531257	PRATIKSH	JAYESHKUMAR KANTILAL PATEL	S	151000	17.4
540404	PRIMEFRESH	SUNIL BHATIA	B	80250	116.19
519299	PRIMIND	RUNIT EXIM PRIVATE LIMITED	B	190700	73.62
519299	PRIMIND	SARTHAK AGARWAL	B	222600	73.25
519299	PRIMIND	SECUCROCROP SECURITIES INDIA PRIVATE LIMITED	S	358129	73.25
538921	RAFL	GAINFUL MULTITRADE PRIVATE LIMITED	S	130625	75.29
538921	RAFL	MENTOK MARKETING PRIVATE LIMITED	B	169375	75.29
530111	RAJPACK	BABOOT SARDARCHAND MEHTA	B	49894	25.12
530111	RAJPACK	RAJSHRI CHOUDHARY	S	50000	25.12
532687	REPRO	HARIT EXPORTS LIMITED	S	115000	402.19
532687	REPRO	MOHIT RAMGOPAL AGRAWAL	B	115000	402.19
543256	RFLL	BHOOMI JITESH SHAH	B	103001	19
543256	RFLL	DHANJIT REAL TRADE LLP	B	73000	19
543256	RFLL	KIRAN KUMAR KANTIBHAI SHETH	S	100000	19
512097	SAICOM	SURENDERSINGH	B	1400000	0.35
539519	SATTVASUKU	COMFORT ADVERTISING PVT LTD	B	1078633	1.02
511577	SAVFI	ANUP M SHAH	S	136996	14.53
511577	SAVFI	GLASTON MARIO MENEZES	B	25091	14.79
511577	SAVFI	SAROJ MANILAL SHAH	B	136996	14.53
540259	SHANGAR	SAJM GLOBAL IMPEX PRIVATE LIMITED	S	5930530	1.06
540259	SHANGAR	SAJM GLOBAL IMPEX PRIVATE LIMITED	B	160682	1.04
534708	SHANTIGURU	SARTHAK SANGHVI SHRIPAL SANGHVI	B	72000	6.57
540147	SHASHIJIT	VISHESH TONY JATIAA	B	430000	6.85
531962	SHREMETAL	JAGDISHCHANDRA DEVILAL BANGUR HUF	S	79000	31.53
531962	SHREMETAL	RADHESHYAM LALURAM KABRA	B	60000	31.5
532217	SIELFNS	AVEEN KAUR SOOD	S	71192	14.88
508905	SMIFS	ANTRIKSH VYAPAAR LIMITED	S	54000	76

508905	SMIFS	MERLIN RESOURCES PVT LTD	B	82800	76
513699	SOLIDSTON	JUDITH INVESTMENTS PRIVATE LIMITED	S	75000	32
513699	SOLIDSTON	NEW BERRY ADVISORS LTD	B	75000	32
543924	SONALIS	BHAVIN PRAVINBHAI PATEL	B	10000	56.3
543924	SONALIS	VANRAJSINH ANOPSINH ZALA	S	10000	56.3
514454	SOUTLAT	IT VILLAGE COM PRIVATE LTD	S	358000	20.5
514454	SOUTLAT	KLASSIC INDUSTRIES PRIVATE LIMITED	B	357581	20.5
536710	SRGSFL	HRIDAY CREDIT COOPERATIVE SOCIETY LIMITED	S	102000	29.26
536710	SRGSFL	VINOD KUMAR JAIN	B	198000	29.32
536710	SRGSFL	VIVEK KUMAR VASHISHTH	S	81000	29.4
521234	SRINACHA	RAJSHRI CHOUDHARY	S	24200	32.39
540914	SRUSTEELS	ALL TRADE CONSULTANTS PRIVATE LIMITED	S	700000	5.76
540914	SRUSTEELS	WESSEL CONSULTANCY PRIVATE LIMITED	B	628000	5.57
532879	SSLEL	A&S TRADELINK	S	27000	251.1
532879	SSLEL	KRONE FINSTOCK PRIVATE LIMITED	B	27000	251.1
530217	SWOJAS	JYOTI KHANDELWAL	S	200000	15.1
539278	SYMBIOX	LOGHAZE SOLUTIONS PRIVATE LIMITED	B	772346	3.2
539278	SYMBIOX	PREMA DEVI KHANDELWAL	S	171000	3.37
539278	SYMBIOX	SKSE SECURITIES LIMITED CORP CM/TM PROP A/C	S	784694	3.2
539278	SYMBIOX	YUGAM ANURAG RAWAT	B	171000	3.37
542765	TRANSPACT	MUKESH COMMERCIAL PRIVATE LIMITED	B	3500	187.15
542765	TRANSPACT	VIMAL J CHANDAK HUF	S	3500	187.15
542803	VEL	KOMAL VAGHAJI CHAUHAN	S	55060	11.4
542803	VEL	PIYUSH TRADES & CREDITS PRIVATE LIMITED	B	55000	11.4
524576	VIVIDIND	LEELA DEVI BAJAJ	B	51969	12.46
506122	VOLKAI	JAYESH AMRATLAL SHAH	B	37502	257.01
506122	VOLKAI	SHAILESH DHAMELIYA	B	601	250.83
506122	VOLKAI	SHAILESH DHAMELIYA	S	8682	251.49
538970	WARDINMOBI	YATIN SANJAY GUPTA	S	3100000	18.13

NSE

Security Code	Security Name	Client Name	Deal	Quantity	Price
AHL	Abans Holdings Limited	GENESIS GRAND GENERAL TRADING L.L.C	SELL	361075	176.43
AKG	AKG Exim Limited	B2C CONSULTING LLP	BUY	216810	13.89
AMBEY	Ambey Laboratories Ltd	BHAVNA GROVER	BUY	150000	41.21
AMBEY	Ambey Laboratories Ltd	MANISH GROVER	SELL	150000	41.2
ATALREAL	Atal Realtech Limited	PASHUPATI CAPITA SER PVT LTD	BUY	855826	13.61
BEML	BEML Limited	MOTILAL OSWAL MUTUAL FUND	BUY	266666	3048.3
BIL	Bhartiya Intl Limited	AQUA TRADING LLP	SELL	61714	460.48
BIL	Bhartiya Intl Limited	WEST SEAS ENTERPRISES LLP	BUY	62000	460.48
BTML	Bodhi Tree Multimedia Ltd	AUGMENTA VALUE TRUST - SCHEME 1	BUY	1000000	8.26
BULKCORP	Bulkcorp International L	A S ENTERPRISE	BUY	54000	55.75
FELDVR	Class B shares (Series 1)	SAURABH ASHWIN PATEL	SELL	200226	3.7
FELDVR	Class B shares (Series 1)	URVI RAJIV SOBHANI	BUY	526479	3.7
FELDVR	Class B shares (Series 1)	VISHAL ASHWIN PATEL	SELL	326253	3.7
CRAYONS	Crayons Advertising Ltd	AUTHUM INVESTMENT & INFRASTRUCTURE LIMITED	SELL	341000	45
CRAYONS	Crayons Advertising Ltd	FORTUNE SMART LIFESTYLE PRIVATE LIMITED	BUY	342000	45
CREATIVE	Creative Newtech Limited	BODHIVRIKSHA ADVISORS LLP	BUY	81000	766.91
CREATIVE	Creative Newtech Limited	SETU SECURITIES PVT LTD	SELL	140321	756
CREATIVE	Creative Newtech Limited	SURYATEJ ADVISORS LLP	SELL	81000	766.9
CYIENTDLM	Cyient DLM Limited	MOTILAL OSWAL MUTUAL FUND	BUY	530571	436.09
DCG	DCG Cables & Wires Ltd	ASHIKA BUSINESS PRIVATE LIMITED	BUY	168000	61.49
DCG	DCG Cables & Wires Ltd	ASHIKA GLOBAL FINANCE PRIVATE LIMITED	SELL	168000	61.49
FONEBOX	Fonebox Retail Limited	ACCOR OPPORTUNITIES GROWTH FAMILY PRIVATE TRUST	SELL	69000	90.4
FORCAS	Forcas Studio Limited	ANAND MUNDHRA	SELL	124800	72
FORCAS	Forcas Studio Limited	MUNDHRA VENTURES	BUY	124800	72
FLFL	Fut Lifestyle Fash Ltd	VEERAAH BANDLAMUDI	SELL	1700000	1.28
FLFL	Fut Lifestyle Fash Ltd	VENKATA SAI BANDLAMUDI	BUY	1700000	1.28
GCHOTELS	Grand Continent Hotels L	ALACRITY SECURITIES LTD	BUY	248400	108.14
GCHOTELS	Grand Continent Hotels L	GOWTHAMAN ABILASH	SELL	145200	112.88
GULPOLY	Gulshan Polyols Limited	ELPRO INTERNATIONAL LIMITED	SELL	562117	177.66
GULPOLY	Gulshan Polyols Limited	INTERNATIONAL CONVEYORS LIMITED	BUY	344668	177.4
IDEAFORGE	Ideaforge Techno Ltd	MOTILAL OSWAL MUTUAL FUND	SELL	310035	344.39
JBCHEPHARM	JB Chem & Pharm Ltd.	KOTAK MAHINDRA MUTUAL FUND	BUY	1230769	1625
JBCHEPHARM	JB Chem & Pharm Ltd.	TAU INVESTMENT HOLDINGS PTE LIMITED	SELL	2245786	1625.01
JBCHEPHARM	JB Chem & Pharm Ltd.	TAU INVESTMENT HOLDINGS PTE LIMITED	SELL	2245786	1625
JBCHEPHARM	JB Chem & Pharm Ltd.	TAU INVESTMENT HOLDINGS PTE LIMITED	SELL	2245787	1625
JBCHEPHARM	JB Chem & Pharm Ltd.	TAU INVESTMENT HOLDINGS PTE LIMITED	SELL	2245786	1625.34
KABRAEXTRU	Kabra Extrus Technik Ltd	GP EMERGING MARKETS STRATEGIES LP	SELL	186930	291.6
KABRAEXTRU	Kabra Extrus Technik Ltd	UNIVERSITY OF NOTRE DAME DU LAC	SELL	266629	291.6
KALANA	Kalana Ispat Limited	NEEL UMESH PAGARIYA	BUY	96000	49.76
MAKS	Maks Energy Sol India Ltd	NNM NEXTGEN ADVISORY PRIVATE LIMITED	BUY	111000	27.25
MFSL	Max Fin Serv Ltd	CITIGROUP GLOBAL MARKETS SINGAPORE PTE LIMITED	BUY	89945	1112
MFSL	Max Fin Serv Ltd	COPTHALL MAURITIUS INVESTMENT LIMITED	BUY	89967	1112



MFSL	Max Fin Serv Ltd	DSP MUTUAL FUND	BUY	1159763	1112
MFSL	Max Fin Serv Ltd	ICICI PRUDENTIAL MUTUAL FUND	BUY	2922662	1112
MFSL	Max Fin Serv Ltd	ICICI PRUDENTIAL MUTUAL FUND	BUY	2922662	1112
MFSL	Max Fin Serv Ltd	KOTAKMAHINDRALIFEINSURANCECOMPANYLIMITED	BUY	46432	1112
MFSL	Max Fin Serv Ltd	KOTAKMAHINDRALIFEINSURANCECOMPANYLIMITED	BUY	254	1112
MFSL	Max Fin Serv Ltd	KOTAKMAHINDRALIFEINSURANCECOMPANYLIMITED	BUY	329	1112
MFSL	Max Fin Serv Ltd	KOTAKMAHINDRALIFEINSURANCECOMPANYLIMITED	BUY	2248	1112
MFSL	Max Fin Serv Ltd	KOTAKMAHINDRALIFEINSURANCECOMPANYLIMITED	BUY	11586	1112
MFSL	Max Fin Serv Ltd	KOTAKMAHINDRALIFEINSURANCECOMPANYLIMITED	BUY	14335	1112
MFSL	Max Fin Serv Ltd	KOTAKMAHINDRALIFEINSURANCECOMPANYLIMITED	BUY	33948	1112
MFSL	Max Fin Serv Ltd	KOTAKMAHINDRALIFEINSURANCECOMPANYLIMITED	BUY	83071	1112
MFSL	Max Fin Serv Ltd	KOTAKMAHINDRALIFEINSURANCECOMPANYLIMITED	BUY	190891	1112
MFSL	Max Fin Serv Ltd	MAX VENTURES INVESTMENT HOLDINGS PRIVATE LIMITED	SELL	5500000	1112
MFSL	Max Fin Serv Ltd	MAX VENTURES INVESTMENT HOLDINGS PRIVATE LIMITED	SELL	5500000	1112
MFSL	Max Fin Serv Ltd	MORGAN STANLEY ASIA SINGAPORE PTE	BUY	247302	1112
MFSL	Max Fin Serv Ltd	OXBOW MASTER FUND LIMITED	BUY	371673	1112
MFSL	Max Fin Serv Ltd	SOCIETE GENERALE	BUY	235594	1112
MEDICO	Medico Remedies Limited	PASHUPATI CAPITA SER PVT LTD	SELL	508153	45.74
OMFURN	Omfurn India Limited	GRETEX SHARE BROKING LIMITED	SELL	122400	108.61
OMFURN	Omfurn India Limited	SOLEIL SHARE BROKING PRIVATE LIMITED	BUY	64800	108.44
OLIL	Oneclick Logistics Ind L	BHAVANA MANHARLAL KAMDAR	SELL	42000	146.07
ORTINGLOBE	ORTIN GLOBAL LIMITED	SOHAM TRADING AND INVESTMENTS PVT LTD	SELL	45490	10.07
PENTAGON	Pentagon Rubber Limited	RAJSHRI CHOUDHARY	SELL	39000	52.05
PHOGLOBAL	Phoenix Overseas Limited	BHAVNA GROVER	BUY	100000	17.01
PHOGLOBAL	Phoenix Overseas Limited	MANISH GROVER	SELL	100000	17
PRAMARA	Pramara Promotions Ltd	BHAWANA SUNILKUMAR AGRAWAL	BUY	80000	121.75
PRAMARA	Pramara Promotions Ltd	PARAG SUNIL AGRAWAL	BUY	80000	121.75
PRAMARA	Pramara Promotions Ltd	ROHIT NANDKISHORE LAMBA	SELL	238000	121.98
PRIZOR	Prizor Viztech Limited	BHAVUK GHAI	BUY	55200	111.55
QPOWER	Quality Power Elec Equip L	SAMYAKTVA CONSTRUCTION LLP	SELL	483324	320.11
RPPL	Rajshree PolyPack Ltd	ANITA JAIDEEP SAMPAT	BUY	616994	20.52
SDREAMS	S D Retail Limited	ELIMATH ADVISORS PRIVATE LIMITED	SELL	755000	88
SDREAMS	S D Retail Limited	MATHEW CYRIAC	BUY	755000	88
SANGINITA	Sanginita Chemicals Limit	MANGLANI ANU	SELL	275000	9.38
SBC	SBC Ex ports Limited	SBC INFOTECH LIMITED	BUY	3227913	12.43
SHANTI	Shanti Overseas (Ind) Ltd	AYUSH KACHOLIA	SELL	300000	15.1
SHANTI	Shanti Overseas (Ind) Ltd	HEMAL ARUNBHAI MEHTA	BUY	420088	14.98
SHRIRAMPPS	Shriram Properties Ltd	PLEASURE WORK HOMES PRIVATE LIMITED	BUY	860000	72.55
SHRIRAMPPS	Shriram Properties Ltd	SAMMYS DREAMLAND CO PRIVATE LIMITED	SELL	1166450	72.69
SUIDHAA	Suvidhaa Infoserv e Ltd	PRASHANT PRAHALADRAY THAKAR	SELL	1500000	4.1
TCL	Thaai Casting Limited	APT AGROTECH INDUSTRIES PVT LTD	BUY	177600	86.53
THESL	Thinking Hats Enter Sol L	TROPICAL AGRO SYSTEM INDIA PRIVATE LIMITED	SELL	201000	32
THESL	Thinking Hats Enter Sol L	VIJAY KISHAN JHAVER	BUY	201000	32
TFCILTD	Tourism Finance Corp	EKTA HALWASIYA	SELL	2110794	163.78
UBL	United Breweries Limited	COPTHALL MAURITIUS INVESTMENT LIMITED	SELL	141378	1931.15
UBL	United Breweries Limited	INTEGRATED CORE STRATEGIES ASIA PTE LTD	BUY	141378	1931.15
UNOMINDA	UNO Minda Limited	COPTHALL MAURITIUS INVESTMENT LIMITED	SELL	245144	934.45
UNOMINDA	UNO Minda Limited	INTEGRATED CORE STRATEGIES ASIA PTE LTD	BUY	245144	934.45
USHAFIN	Usha Financial Services L	NIVESH CONSULTANCY PRIVATE LIMITED	BUY	177600	52.6
USHAFIN	Usha Financial Services L	SHELLY GARG	SELL	177600	52.6
VERTEXPLUS	Vertexplus Technologies L	RUTU PARTH PATEL	SELL	64200	101.21
VSTL	Vibhor Steel Tubes Ltd	DHRUVIL NIMESH JOSHI	BUY	102500	158.28

**Disclosure:**

Research Reports that are published by Nirmal Bang Securities Private Limited (hereinafter referred to as "NBSPL") are for private circulation only. NBSPL is a registered Research Analyst under SEBI (Research Analyst) Regulations, 2014 having Registration no. INH000001766. NBSPL is also a registered Stock Broker with National Stock Exchange of India Limited, BSE Limited, Metropolitan Stock Exchange of India Limited, Multi Commodity Exchange of India Limited and , National Commodity and Derivative Exchange Limited in Capital Market , Equity and Commodities derivatives segments and Currency Derivatives Segment .

NBSPL has other business divisions with independent research teams separated by Chinese walls, and therefore may, at times, have different or contrary views on stocks and markets.

NBSPL or its associates have not been debarred / suspended by SEBI or any other regulatory authority for accessing / dealing in securities Market since last 20 years. NBSPL, its associates or analyst or his relatives do not hold any financial interest (Except Investment) in the subject company. NBSPL or its associates or Analyst do not have any conflict or material conflict of interest at the time of publication of the research report with the subject company. NBSPL or its associates or Analyst or his relatives may or may not hold beneficial ownership of 1% or more in the subject company at the end of the month immediately preceding the date of publication of this research report.

NBSPL or its associates / analyst has not received any compensation / managed or co-managed public offering of securities of the company covered by Analyst during the past twelve months. NBSPL or its associates have not received any compensation or other benefits from the company covered by Analyst or third party in connection with the research report. Analyst has not served as an officer, director or employee of Subject Company. NBSPL / analyst has not been engaged in market making activity of the subject company.

**Analyst Certification:** The research analysts and authors of these reports, hereby certify that the views expressed in this research report accurately reflects my/our personal views about the subject securities, issuers, products, sectors or industries. It is also certified that no part of the compensation of the analyst(s) was, is, or will be directly or indirectly related to the inclusion of specific recommendations or views in this research. The analyst(s) principally responsible for the preparation of this research report and has taken reasonable care to achieve and maintain independence and objectivity in making any recommendations.

**Disclaimer:**

The Research Report is for the personal information of the authorized recipient and does not construe to be any investment, legal or taxation advice. NBSPL is not soliciting any action based upon it. Nothing in the research report shall be construed as a solicitation to buy or sell any security or product, or to engage in or refrain from engaging in any such transaction. In preparing the research report, we did not take into account the investment objectives, financial situation and particular needs of the reader.

The research report has been prepared for the general use of the clients of NBSPL and must not be copied, either in whole or in part, or distributed or redistributed to any other person in any form. If you are not the intended recipient you must not use or disclose the information in the research report in any way. Though disseminated to all the customers simultaneously, not all customers may receive the research report at the same time. NBSPL will not treat recipients as customers by virtue of their receiving the research report. The research report is not directed or intended for distribution to or use by any person or entity resident in a state, country or any jurisdiction, where such distribution, publication, availability or use would be contrary to law, regulation or which would subject NBSPL & its group companies to registration or licensing requirements within such jurisdictions.

The report is based on the information obtained from sources believed to be reliable, but we do not make any representation or warranty that it is accurate, complete or up-to-date and it should not be relied upon as such. We accept no obligation to correct or update the information or opinions in it. NBSPL or any of its affiliates or employees shall not be in any way responsible for any loss or damage that may arise to any person from any inadvertent error in the information contained in the research report. NBSPL or any of its affiliates or employees do not provide, at any time, any express or implied warranty of any kind, regarding any matter pertaining to this report, including without limitation the implied warranties of merchantability, fitness for a particular purpose, and non-infringement. The recipients of the research report should rely on their own investigations.

This information is subject to change without any prior notice. NBSPL reserves its absolute discretion and right to make or refrain from making modifications and alterations to this statement from time to time. Nevertheless, NBSPL is committed to providing independent and transparent recommendations to its clients, and would be happy to provide information in response to specific client queries.

Before making an investment decision on the basis of research report, the reader needs to consider, with or without the assistance of an adviser, whether the advice is appropriate in light of their particular investment needs, objectives and financial circumstances. There are risks involved in securities trading. The price of securities can and does fluctuate, and an individual security may even become valueless. International investors are reminded of the additional risks inherent in international investments, such as currency fluctuations and international stock market or economic conditions, which may adversely affect the value of the investment. Opinions expressed are subject to change without any notice. Neither the company nor the director or the employees of NBSPL accept any liability whatsoever for any direct, indirect, consequential or other loss arising from any use of the research report and/or further communication in relation to the research report. Here it may be noted that neither NBSPL, nor its directors, employees, agents or representatives shall be liable for any damages whether direct or indirect, incidental, special or consequential including lost revenue or lost profit that may arise from or in connection with the use of the information contained in the research report.

Copyright of this document vests exclusively with NBSPL.

Our reports are also available on our website

Registration granted by SEBI and certification from NISM in no way guarantee performance of NBSPL or provide any assurance of returns to investors.

**Nirmal Bang Research (Division of Nirmal Bang Securities Pvt. Ltd.)**

B-2, 301/302, Marathon Innova,  
Opp. Peninsula Corporate Park  
Off. Ganpatrao Kadam Marg  
Lower Parel(W), Mumbai-400013  
Board No. : 91 22 6723 8000/8001  
Fax. : 022 6723 8010